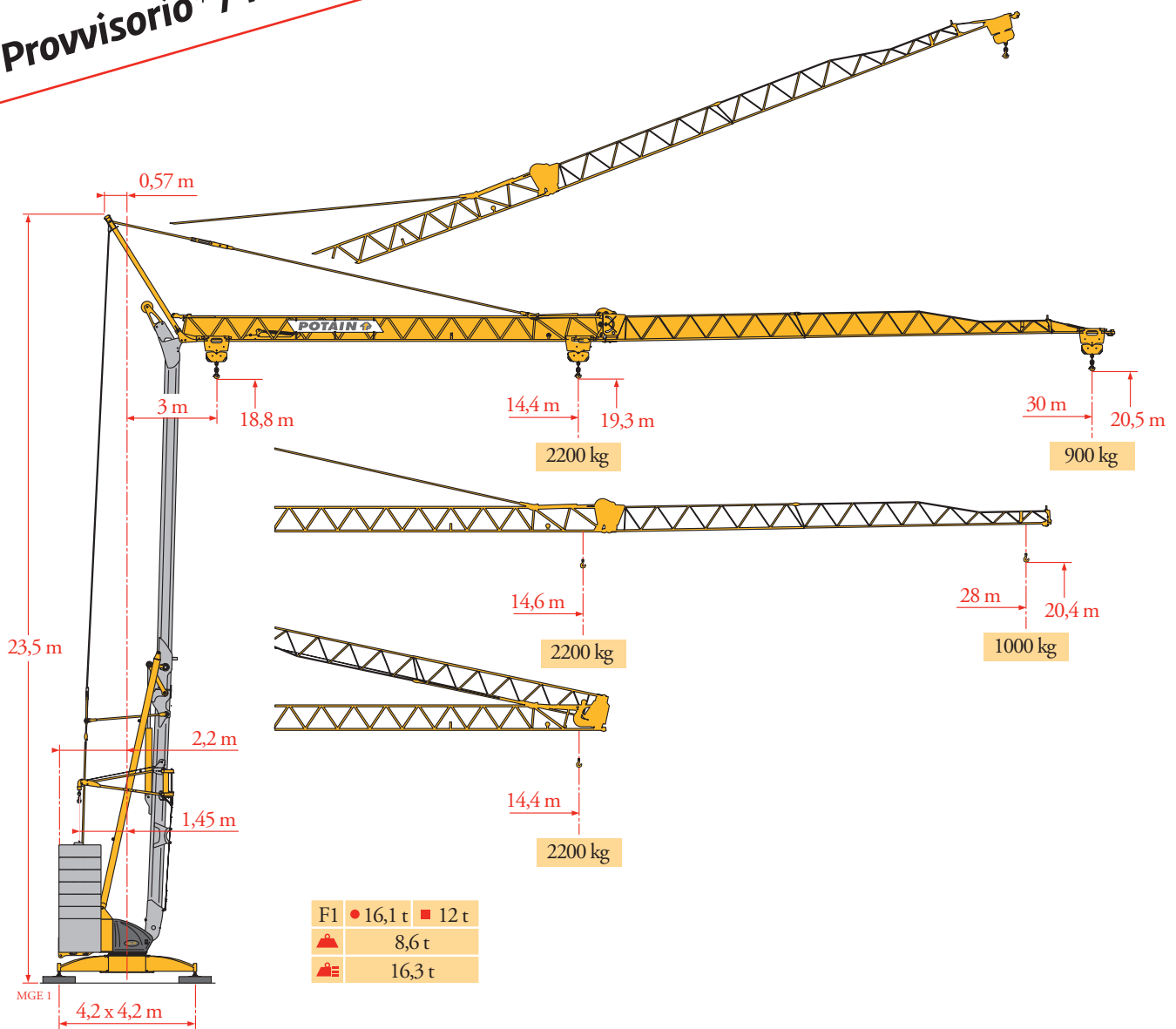


Potain Igo 30


Provisional*
 Provisorio* / Provisoire*



Igo 30

Courbes de charges
Lastkurven
Load diagrams
Curvas de cargas
Curve di carico
Curva de cargas
Диаграммы грузоподъемностей

MGE 1



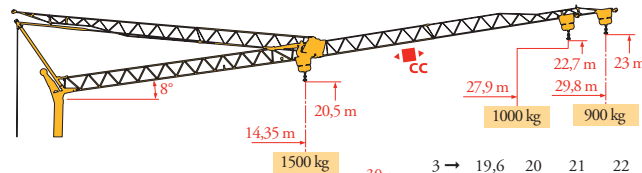
30 m ▲▲▲	3 → 14,4 m	3 → 14,4	15	16	17	18	19	20	21	22	23	24	25	26	27	28	29	30 m
	2200 kg	2200	2095	1935	1800	1680	1570	1480	1395	1315	1245	1185	1125	1075	1025	980	940	900 kg



28 m ▲▲	3 → 14,4 m	3 → 14,6	15	16	17	18	19	20	21	22	23	24	25	26	27	28 m
	2200 kg	2200	2135	1975	1835	1710	1600	1505	1420	1340	1270	1205	1150	1095	1045	1000 kg

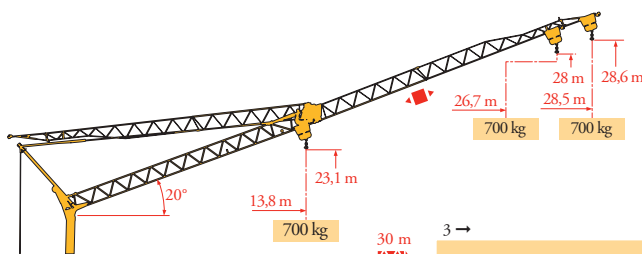
Flèche relevée
Ausleger in Steilstellung
Luffing jib
Flecha izada
Braccio impennato
Lança inclinada
Маховая стрела

MGE 1



30 m ▲▲▲	3 → 19,6	20	21	22	23	24	25	26	27	28	29	29,8 m
	1500	1465	1380	1305	1235	1175	1120	1065	1015	970	930	900 kg

28 m ▲▲	3 →	20	21	22	23	24	25	26	27	27,9 m
	1500	1415	1335	1265	1200	1145	1090	1040	1000 kg	



30 m ▲▲▲	3 →	28,5 m
	700 kg	700 kg

28 m ▲▲	3 →	26,7 m
	700 kg	700 kg



FR
Chariot distributeur
Chariot distributeur et courbes de charges
Réactions en service
Réactions hors service



A vide sans lest (ni train de transport) avec flèche et hauteur maximum
Poids total du lest

DE

Verfahrbare Laufkatze
Verfahrbare Laufkatze und Lastkurven
Reaktionskräfte in Betrieb
Reaktionskräfte außer Betrieb

Ohne Last, Ballast (und Transportachse), mit Maximalausleger und Maximalhöhe
Ballast-Gesamtgewicht

EN

Traversing trolley
Traversing trolley and load diagrams
Reactions in service
Reactions out of service

Without load, ballast (or transport axes), with maximum jib and maximum height
Gross ballast weight

ES

Carro distribuidor
Carro distribuidor y curvas de cargas
Reacciones en servicio
Reacciones fuera de servicio

Sin carga, sin lastre, (ni tren de transporte), flecha y altura máxima
Peso total del lastre

IT

Carrellino distributore
Carrellino distributore e curve di carico
Reazioni in servizio
Reazioni fuori servizio

A vuoto, senza zavorra (ne assali di trasporto) con braccio massimo e altezza massima
Peso totale della zavorra

PT

Carro distribuidor
Carro distribuidor e curva de cargas
Reacções em serviço
Reacções fora de serviço

Sem carga (nem trem de transporte)- sem lastro com lança e altura máximas
Peso total do lastro




RU

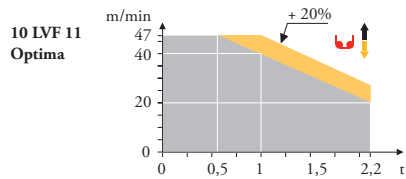
Грузовая тележка
Грузовая тележка и диаграммы грузоподъемностей
Реакции при работе
Реакции в покое

Вес без груза, балласта (или транспортных осей), с максимальной длиной стрелы и максимальной высотой общий вес груза

Mécanismes
Antriebe
Mechanisms
Mecanismos
Meccanismi
Mecanismos
Механизмы

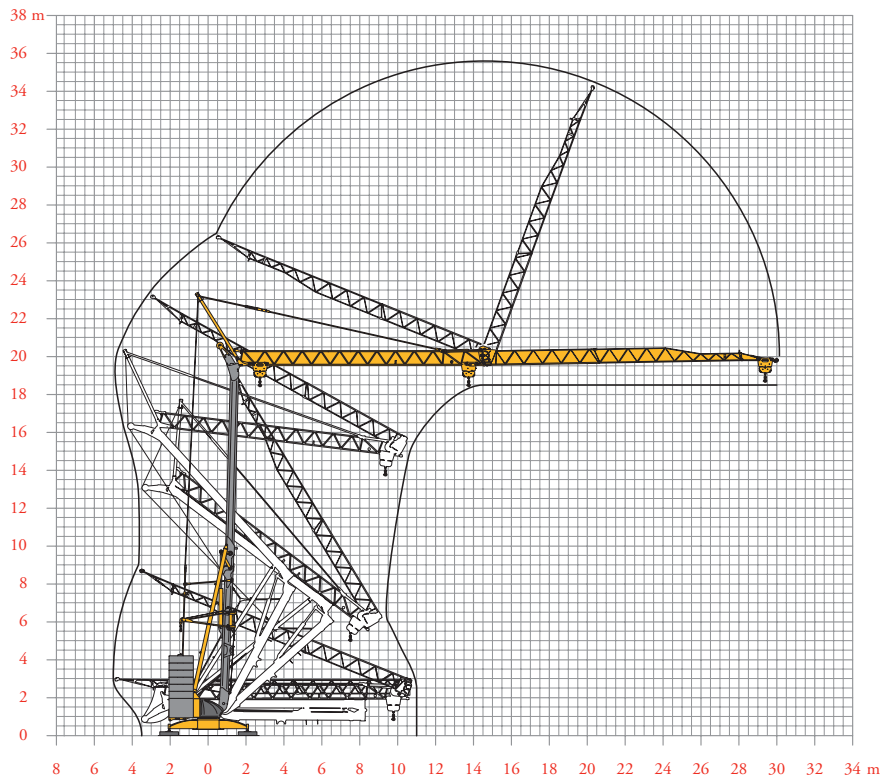
MGE 1

							ch - PS - hp	kW		
	10 LVF 11 Optima	m/min	3,5	12	20	40	47	10	7,5	
		kg	2200	2200	2200	1000	600			
	2 DVF 4	m/min	15-30		15-30-40		15-30-47		2	1,5
		kg	900 → 2200		100 → 900		0 → 100			
	RVF 31 Optima+	tr/min - U/min - rpm	0 → 0,8					2	1,5	
		CEI 38	IEC 38		kVA					
		400 V (+6% -10%) / 50 - 60 Hz 480 V (+6% -10%) / 60 Hz					400 V : 14 kVA 480 V : 14 kVA			



Montage
Montage
Erection
Montaje
Montaggio
Montagem
Монтаж

MGE 1



FR
Levage
Distribution
Orientation

DE
Heben
Katzfahren
Schwenken

EN
Hoisting
Trolleying
Slewing

ES
Elevación
Distribución
Orientación

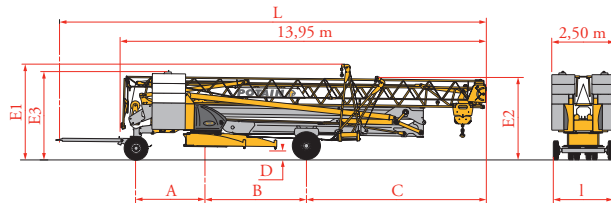
IT
Sollevamento
Distribuzione
Rotazione

PT
Elevação
Distribuição
Rotação

RU
Подъем
Перемещение каретки
Поворот

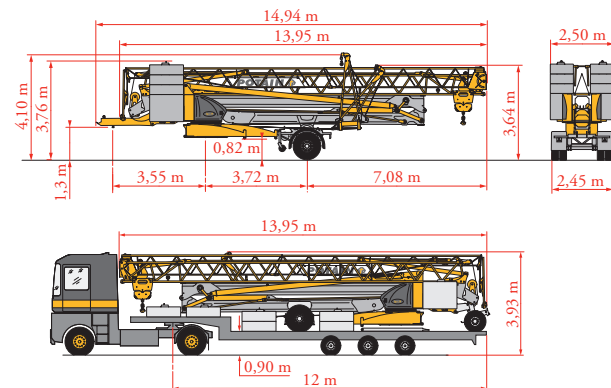
Transport
 Transport
 Transport
 Transporte
 Trasporto
 Transporte
 Транспортировка

	Km/h
DS61/S80	10
DS61/S120	10
DJ80/S120	10
DJ100/S120	10
DS61/S125 (D)	25
DJ80/S125 (D)	25
DJ105/S125 (D)	25
DJ126M/S125(D)	25



	A (m)	B (m)	C (m)	D (m)	E1 (m)	E2 (m)	E3 (m)	L (m)	I (m)
DS61/S80	2,65	3,72	7,06	0,36	3,64	3,2	-	16,39	1,82
DS61/S120	2,65	3,72	7,06	0,36/0,21	3,66/3,51	3,2/3,05	-	16,39	2,4
DJ80/S120	2,65	3,72	7,06	0,36/0,21	3,66/3,51	3,2/3,05	-	16,39	2,4
DJ100/S120	2,65	3,72	7,06	0,36/0,21	3,66/3,51	3,2/3,05	-	16,39	2,4
DS61/S125 (D)	2,65	3,72	7,06	0,36/0,21	3,66/3,51	3,2/3,05	-	16,39	2,4
DJ80/S125 (D)	2,65	3,72	7,06	0,36/0,21	3,66/3,51	3,2/3,05	-	16,39	2,4
DJ105/S125 (D)	2,65	3,72	7,06	0,36/0,21	3,66/3,51	3,2/3,05	-	16,39	2,4
DJ126M/S125(D)	2,65	3,72	7,06	0,36/0,21	3,66	3,2	3,32	16,53	2,4

	Km/h
SL121J135	25



* Document commercial non contractuel. Pour toute information technique se référer à la notice correspondante.
 * Unverbindliches Vertriebsdokument. Für technische Informationen, siehe die entsprechenden Anweisungen.
 * This commercial document is not legally binding. For any technical information, please refer to the corresponding instructions.
 * Documento comercial no contractual. Para cualquier información técnica, ver la noticia correspondiente.
 * Documento commerciale non vincolante, per tutte le informazioni tecniche fare riferimento al catalogo istruzioni.
 * Documento comercial não contractual. Para qualquer informação técnica complementar consultar as respectivas instruções.
 * Этот коммерческий документ не является юридически обязательным. Для получения технической информации, см. соответствующие инструкции.



Manitowoc - Americas - World Headquarters
 2400 S. 44th Street • Manitowoc • WI 54220 USA
 Tel: +1 920 684 4410 • Fax: +1 920 652 9778

Manitowoc - Europe, Middle East & Africa
 Manitowoc France SAS
 18, rue de Charbonnières B.P. 173 • 69132 ECULLY Cedex • FRANCE
 Tel: +33 (0)4 72 18 20 20 • Fax: +33 (0)4 72 18 20 00

Manitowoc - Asia Pacific
 16F Xu Hui Yuan Building,
 1089 Zhongshan No.2 Road (S) • Shanghai 200030 China
 Tel: +86 21 6457 0066 • Fax: +86 21 6457 4955

Igo 30

REF. 2008 39 MCE1